




# Getting started for QuickCare patients: How to check in for your video visit

✔ Secure ✔ No software to download ✔ HIPAA compliant ✔ No registration needed

**1** Use a computer or device with a camera/microphone.



PC and Mac  
Chrome | Firefox | Safari

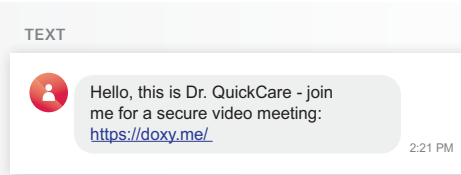


Android  
Chrome

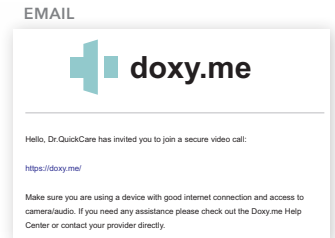


iOS  
Safari

**2** Click on the link provided by our text or email message to connect.



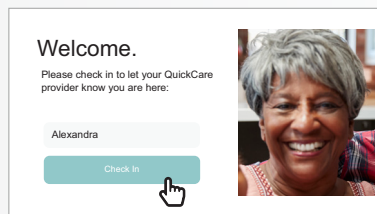
OR



**3** Allow your browser to use your webcam and microphone.




**4** Type in your name and click check in.



**5** Your care provider will start your visit.

## Call tips

- Have a good internet connection.
- Restart your device before the visit.
- Use the 'Start Test' button to test your camera and mic while in the waiting room.
- Need help? Call us at **602-562-3447**







Preparándose para su visita de QuickCare:

# Como registrarse para su visita

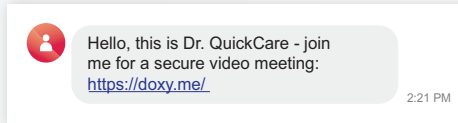
✓ Seguro ✓ Sin Descargas ✓ Medidas de HIPAA ✓ No requiere registraci3n

**1** Utilice un ordenador o dispositivo con c3mara / micr3fono.




**2** Precione el ink enviado por texto o correo electronico para conectar.

TEXTO



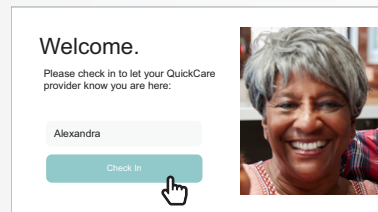
CORREO ELECTRONICO



**3** Permitir que su navegador para utilizar tu webcam y micr3fono.



**4** Escriba su nombre y haga clic en "check in".



**5** Su proveedor medico/medica comenzar3 su visita.

## Tips para preparar antes de su llamada:

- Tenga buena recepci3n o conexi3n de internet.
- Reiniciar su dispositivo antes de la cita.
- Use el "Start Test" para poner a prueba su camera y su micr3fono el la sala de espera.
- ¿Necesita ayuda? Ll3menos al **602-562-3447**

