





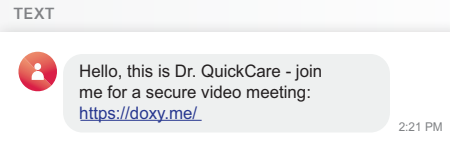
# Getting started for QuickCare patients: How to check in for your video visit

✔ Secure ✔ No software to download ✔ HIPAA compliant ✔ No registration needed


**1** Use a computer or device with a camera/microphone.



**2** Click on the link provided by our text or email message to connect.



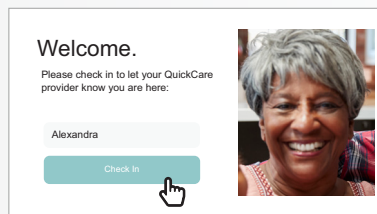
OR



**3** Allow your browser to use your webcam and microphone.



**4** Type in your name and click check in.



**5** Your care provider will start your visit.

## Call tips

- Have a good internet connection.
- Restart your device before the visit.
- Use the 'Start Test' button to test your camera and mic while in the waiting room.
- Need help? Call us at **602-562-3447**

